



## Introduction

Model No. : **OEM-EYB204/205**

Pump head: Easypump series

Roller number: 4 rollers

Roller material: 304 stainless steel


Suitable tubing: Silicone tubing

Motor type: 57-76 stepper motor

Motor speed: 0.1-600rpm

Flow rate range: 0.0053-2580mL/min

Motor life: >10000 hours



## Flow Data

Pump Head	Tubing	ID×Wall thickness(mm)	mL / r	Flow Rate(mL/min) (0.1-600rpm)	Tubing Max.Pressure(Mpa)		Weight(kg)
					Intermittent	Continuous	
Single Channel EasyPump I/III	13#	0.8×1.6	0.053	0.0053~32	0.27	0.17	0.6
	14#	1.6×1.6	0.27	0.027~162			
	19#	2.4×1.6	0.55	0.055~330			
	16#	3.1×1.6	0.933	0.093~560	0.24	0.14	
	25#	4.8×1.6	1.967	0.197~1180	0.14	0.10	
	17#	6.4×1.6	3.333	0.333~2000	0.10	0.07	
	18#	7.9×1.6	4.3	0.430~2580			
Single Channel EasyPumpII/ IV	15#	4.8×2.4	1.8	0.180~1080	0.27	0.17	
Dual Channel EasyPump V/VI	13#	0.8×1.6	0.053	0.0053~32	0.27	0.17	
	14#	1.6×1.6	0.27	0.027~162			
	19#	2.4×1.6	0.55	0.055~330			
	16#	3.1×1.6	0.933	0.093~560			






## Tubing Installation Procedure




1. Turn the knob anticlockwise 180°, open the upper block.



2. Turn the rubbing wheel to adjust the lower tube clamp position, according to the tubing size.



3. Put the tube between rollers and upper block, tighten up the tubing lightly.



4. Turn the knob clockwise 180°, put the upper block back to original position, fasten the tube.